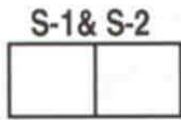
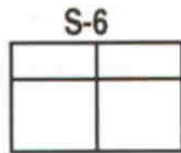


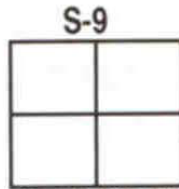
FILTER DATA



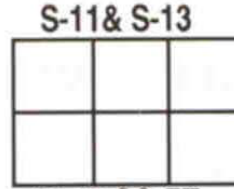
5.56 SQ FT
(2) 20X20



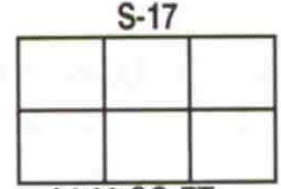
12.00 SQ FT
(2) 12X24
(2) 24X24



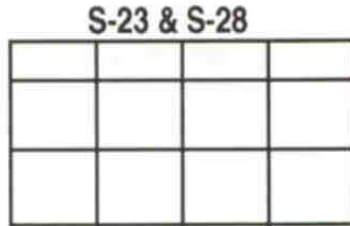
16.00 SQ FT
(4) 24X24



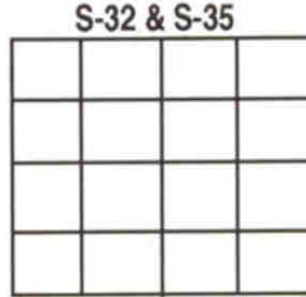
20.00 SQ FT
(6) 24X20



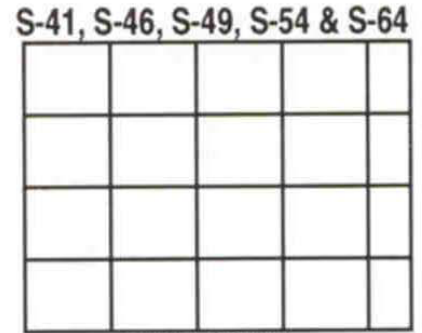
24.00 SQ FT
(6) 24X24



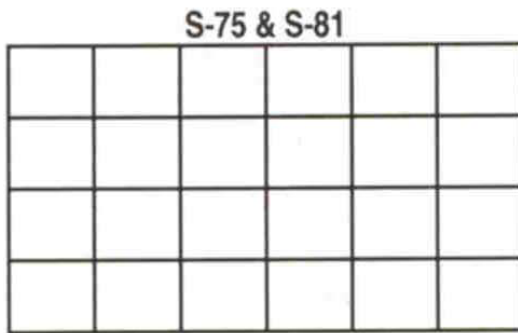
40.00 SQ FT
(4) 12X24
(8) 24X24



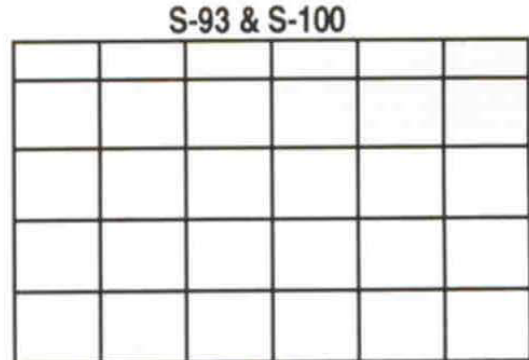
44.44 SQ FT
(16) 20X20



72.00 SQ FT
(16) 24X24
(4) 24X12



96.00 SQ FT
(24) 24X24



108 SQ FT
(6) 12X24
(24)24X24

NOTES:

- 1- Filter dimension listed HEIGHT X WIDTH
- 2- Filter frames shall accommodate the following types of filters:
 - a- 2" T/A, 2" & 4" Pleated
 - b- 12" Cartridge filters & 12" HEPA filters (HEPA in final filter section)
 - c- 10", 15" and 22" Bag filters (for 22" filters add 7" to unit length). 30" are available only in final filter section

V-BANK ARRANGEMENT

UNIT	S-2 & S-3	S-6	S-9	S-11 & S-13	S-17
FILTERS	(4) 20X20	(4) 24X24	(6) 24X24	(9) 24X20	(9) 24X24
AREA	11.11 SQ FT	16.00 SQ FT	24.00 SQ FT	30.00 SQ FT	36.00 SQ FT
ADD TO L**	5"	20"	20"	20"	20"
UNIT	S-23 & S-28	S-32 & S-35	S-41 THRU S-64	S-75 & S-81	S-93 & S-100
FILTERS	(20) 20X24	(24) 24X20	(24) 24X24 (6) 24X12	(42) 24X24	(48) 24X24
AREA	66.67 SQ FT	80.00 SQ FT	108.00 SQ FT	168.00 SQ FT	192.00 SQ FT
ADD TO L**	20"	20"	20"	22"	22"

NOTE: (ADD TO L**) = Add to unit length.