



# HRE Series - Horizontal Restaurant Exhauster



Shown with optional 'V' Cap

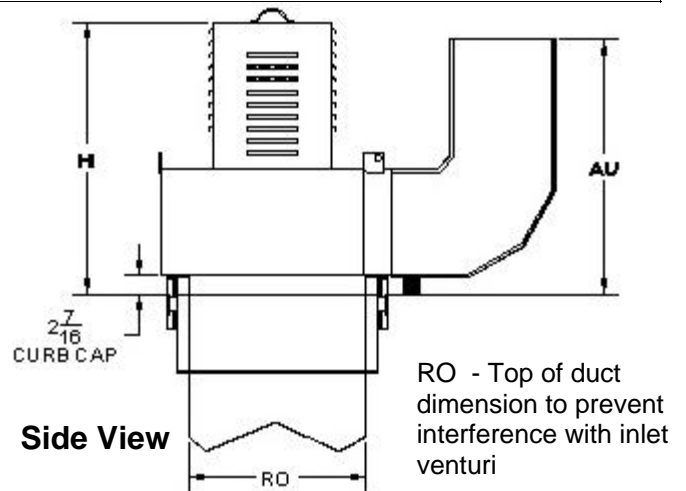
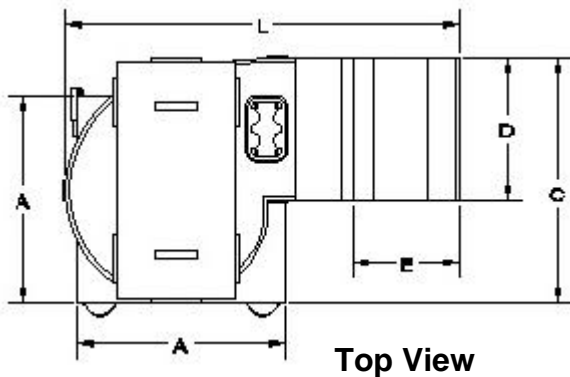
## Features

- UL762 Listed for the removal of cooking vapors
- Meets NFPA-96 Installation guidelines
- Convenient hinged curb mounting
- Clean-out access door
- Fully welded, 16 ga. or heavier blower housing c/w shaft seal to eliminate grease leakage
- 2 inch drain connection
- Pillow block ball bearings

- Upblast discharge directs exhaust away from roof
- Heavy duty, backward inclined non over-loading wheel

## Optional Accessories

- Vented roof curbs c/w hinge
- Discharge 'V' cap (rain cap)

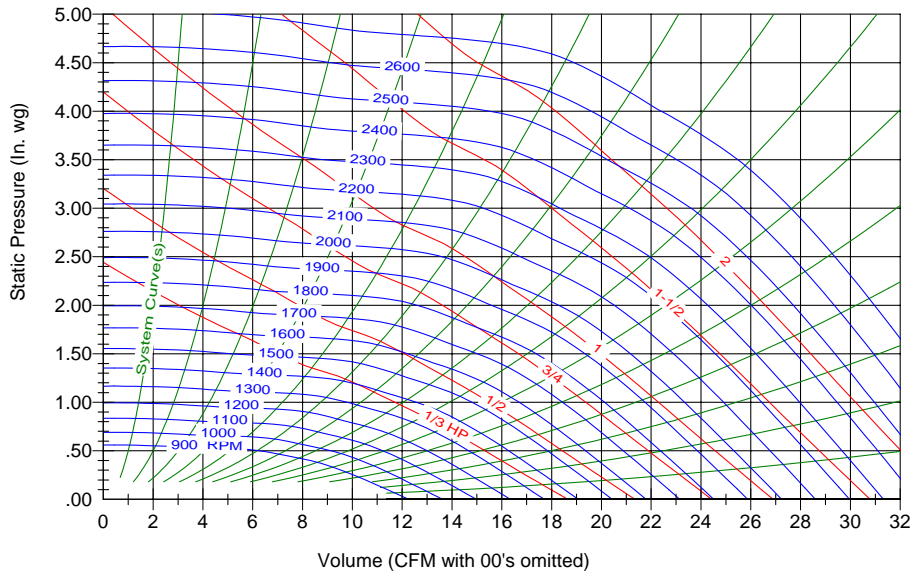


## Dimensions (inches)

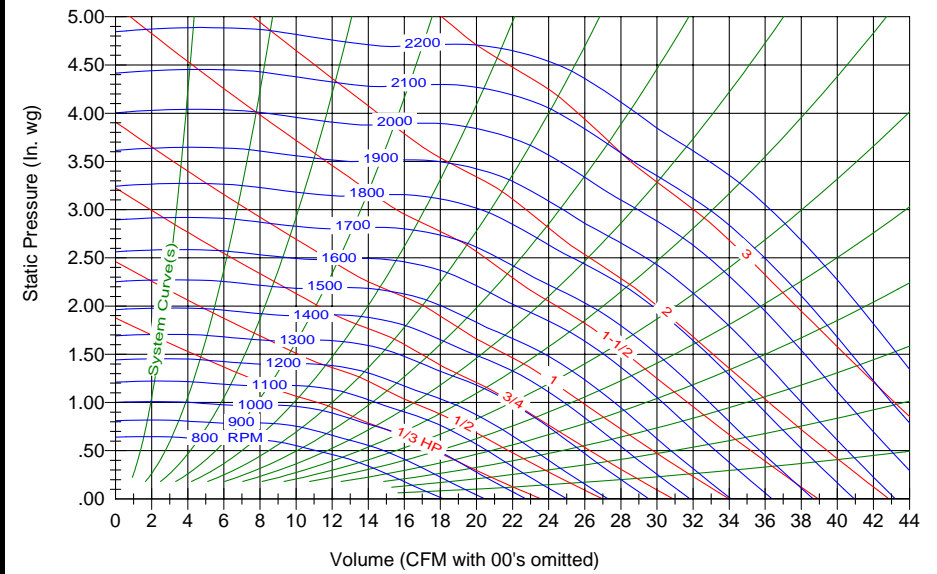
Model	A	Curb (Square)	AU	D	E	H	L	RO	Shaft Dia.	Unit Wt. Lbs.
HRE-13	21-1/2	20-1/2	27-7/16	14-3/4	10-5/8	30-15/16	41-7/8	17-1/2	1	147
HRE-16	25-1/2	24-1/2	31-1/2	19-7/8	13-1/4	34-1/4	48-11/16	21-5/16	1-3/16	204
HRE-20	29-1/2	28-1/2	35-7/8	21-9/16	15-5/8	40-1/16	56-1/8	25-1/2	1-3/16	251
HRE-24	34-1/2	33-3/8	40-5/8	26-5/16	19-1/2	43-5/8	66-7/8	30-1/8	1-7/16	362

Weight less motor and drives

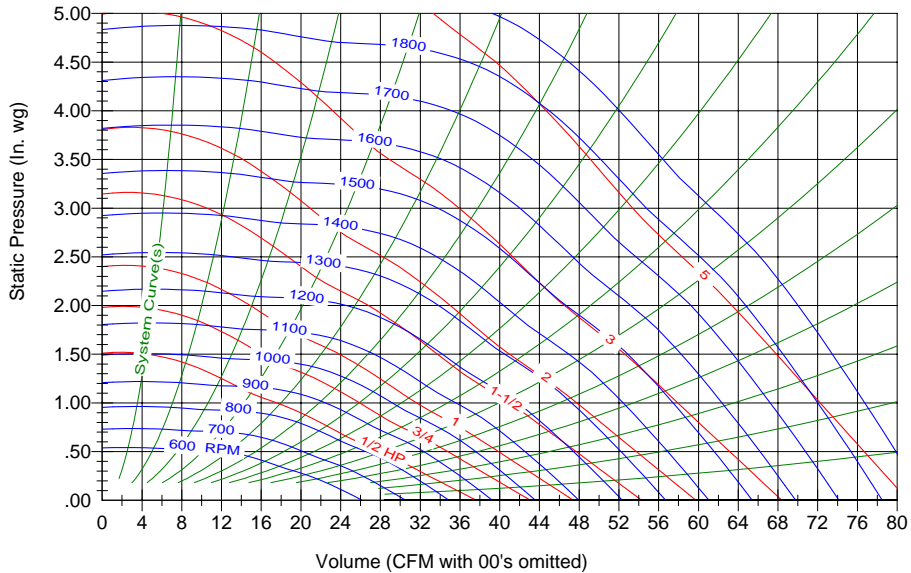
**HRE-13** 1" Shaft Max: 3000 RPM, 2 HP, Max. 184T Frame



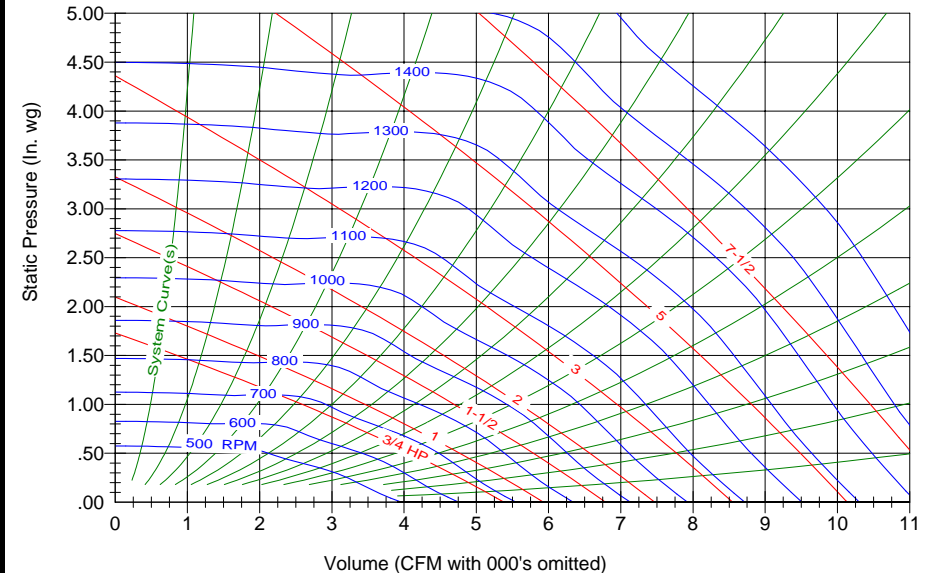
**HRE-16** 1-3/16" Shaft Max: 2400 RPM, 3 HP, Max. 184T Frame



**HRE-20** 1-3/16" Shaft Max: 1950 RPM, 5 HP, Max. 215T Frame



**HRE-24** 1-7/16" Shaft Max: 1600 RPM, 7-1/2 HP, Max. 215T Frame



Power rating bhp does not include transmission losses. Performance shown is for installation Type A - Free inlet, Free outlet.  
Performance ratings do not include the effects of appurtenances (accessories).